


## Applications

- Waterblast:** Surface preparation (concrete removal, surface cleaning of buildings, paint removal), tank and vessel cleaning, ultra high-pressure waterjet cutting and hydro demolition (cutting and demolition of armoured concrete, pipelines, paper or steel)
- Hydraulics:** Pressure test equipment (valves, tooling and control panels)



## Technical Information

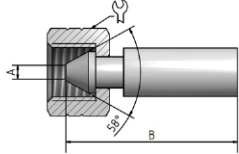
- Inner Core:** Polyoxymethylene (POM)
- Pressure Support:** 8 layers of high-tensile steel wire
- Outer Cover:** Polyamide (PA)
- Color:** Chrome yellow
- Temperature:** -30°C to +60°C [-22°F to 140°F]

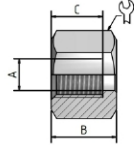
Ø ID	Ø OD	Working Pressure -- (SF 2,3:1)	Burst Pressure	Bend Radius	Weight	Insert ID
7,6 mm	22,0 mm	--	3.200 bar	7.400 bar	300 mm	1,500 kg/m
0,30 inch	0,87 inch	--	46.400 psi	107.300 psi	11,81 inch	1,005 lbs/ft



Part no.	Thread	Material	Dimensions (mm)				Sleeve
			A	B	C	⌀	
10880142	-	Steel	29,7	66	-	-	


Part no.	Thread	Material	Nut	Dimensions (mm)				Insert
				A	B	C	⌀	
<b>HP fitting</b>								
40860214C	3/8"x24UNF LH	Stainless steel	-	4,5	100	20	-	
40860204C	9/16"x18UNF LH	Stainless steel	-	4,5	112	31	-	
40860104C	M14x1,5 LH	Stainless steel	-	4,5	112	24	-	



<b>Female swivel with O-Ring</b>								
20860224C	M24x1,5	Stainless steel	51320205, 51321206	4,5	91	-	32	

Part no.	Thread	Material	Nut	Dimensions (mm)				Insert
				A	B	C	⌀	
<b>Type M female swivel</b>								
20860644C	3/4"x16UNF	Stainless steel	50840605, 50840601	4,5	76	-	24	

Part no.	Thread	Material	Relief bores	Dimensions (mm)				Swivel nut
				A	B	C	⌀	
<b>Swivel nut</b>								
50840601	3/4"x16UNF	Steel	1 radial	12,2	22,5	17,5	24	
50840605	3/4"x16UNF	AISI 316Ti	1 radial	12,2	22,5	17,5	24	
51321206	M24x1,5	Steel	2 axial	16,8	23	16	32	
51320205	M24x1,5	AISI 316Ti	1 radial	16,8	23	16	32	

Part no.	Size (mm)	Material	Crimp ring	Hose protection
<b>Hose protection without spiral</b>				
1.903037	ID Ø30, OD Ø39	PVC	1003941	
1.903542	ID Ø35, OD Ø42	PVC	-	
<b>Hose protection with spiral</b>				
1.913038	ID Ø30, OD Ø38	PVC	1004145	
1.913240	ID Ø32, OD Ø40	PVC	-	

Part no.	Material	Crimp ring	Dimensions (mm)		Bend restrictor
			Ø	Length	
<b>PU bend restrictor</b>					
1.9523406D	PU	1004145	44	250	

Part no.	Mesh length (mm)	Overall length (mm)	Breaking strength (kN)	Suitable for SPIR STAR® hose outer diameter (mm)	Hose securing grip
9106400	600,00	800,00	20,40	20-25	
<b>Hose securing grip long version</b>					
910640L	600,00	1.010,00	20,40	20-25	

Accessories combinations				
<b>Without hose protection</b>				
Description	Bend restrictor	Crimp ring	Securing grips	
Bend restrictor	1.9523406D	1004145	-	
Securing grip	-	-	9106400	
Bend restrictor and securing grip	1.9523406D	1004145	910640L	
<b>Hose protection without spiral</b>				
Description	Protection hose	Bend restrictor	Crimp ring	Securing grips
Protection hose	1.903037	-	1003941	-
with bend restrictor	1.903037	1.9523406D	1004145	-
with securing grip	1.903542	-	-	9106400
with bend restrictor and securing grip	1.903542	1.9523406D	1004145	910640L
<b>Hose protection with spiral</b>				
Description	Protection hose	Bend restrictor	Crimp ring	Securing grips
Protection hose	1.913038	-	1004145	-
with bend restrictor	1.913240	1.9523406D	1004145	-
with securing grip	1.913240	-	-	9106400
with bend restrictor and securing grip	1.913240	1.9523406D	1004145	910640L

Production related variations of the burst pressure of up to 5 % are possible. Other colors upon request.

The safety factors between the burst pressure and the working pressure as well as the test pressure depend on the operating conditions. For gaseous media the outer cover is to be pinpricked.

Regarding the safety factor for gaseous media please contact your local SPIR STAR® assembling center.

The indicated working pressure refers to the hose only. Depending on the used fitting the permitted working pressure of a hose assembly may be less.

\*) Blast-Pro® fittings may only be used for tube cleaning operations inside the tube. They have not been designed for the use outside of tubes.

We reserve our rights for technical changes without notice. Subject to printing errors.