

Hose Type 8/2WR

82WR2281

SPIR STAR®

Heavy duty outer cover for rough service

ID8 - Series: B

Applications

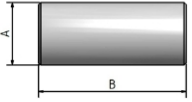
- Waterblast:** Heat exchanger tube cleaning, surface preparation (concrete removal, surface cleaning of buildings, paint removal)
- Hydraulics:** Pressure test equipment (valves, tooling and control panels)
- Oil and Gas:** Grease injection, nitrogen service

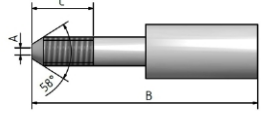


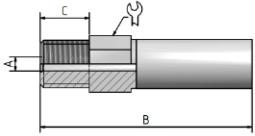
Technical Information

- Inner Core:** Polyamide (PA)
- Pressure Support:** 2 open layers, 2 dense layers of high-tensile steel wire
- Outer Cover:** Polyurethane (TPU)
- Color:** Silver
- Temperature:** -30°C to +60°C [-22°F to 140°F]

Ø ID	Ø OD	Working Pressure -- (SF 2,5:1)	Burst Pressure	Bend Radius	Weight	Insert ID
8,0 mm	16,0 mm	--	1.040 bar	110 mm	0,364 kg/m	4,5 mm
0,31 inch	0,63 inch	--	15.080 psi	4,33 inch	0,244 lbs/ft	0,18 inch

Part no.	Thread	Material	Dimensions (mm)				Sleeve
			A	B	C	⌀	
Sleeve							
10830201VWR	-	Steel	21,3	54,5	-	-	

Part no.	Thread	Material	Nut	Dimensions (mm)				Insert
				A	B	C	⌀	
HP fitting								
40840205B	9/16"x18UNF LH	AISI 316Ti	-	4,5	108,5	24	-	

Male fitting								
30840411B	1/4"x18NPTF	Steel	-	4,5	84	14	14	
30840401B	3/8"x18NPTF	Steel	-	4,5	82	14	17	
30840341B	G1/4"	Steel	-	4,5	82	14	14	

Male fitting flat seal								
30840311B	G1/4"	Steel	-	4,5	83	15	14	

Hose Type 8/2WR

82WR2281



Heavy duty outer cover for rough service

ID8 - Series: B

Part no.	Thread	Material	Nut	Dimensions (mm)				Insert
				A	B	C	Ø	
Male fitting DIN3852 T2 form A								
30840301B	G3/8"	Steel	-	4,5	84,5	12	22	
Female swivel 24°/60°								
20840301B	G3/8"	Steel	50860301	4,5	72	-	24	
20840305B	G3/8"	AISI 316Ti	50840305	4,5	74	-	24	
Female swivel with O-Ring								
20840201B	M20x1,5	Steel	50860201	4,5	77	-	27	
20840231B	M22x1,5	Steel	51060201, 51060205	4,5	79	-	30	
20840221B	M24x1,5	Steel	51321206, 51320205	4,5	85	-	32	
Type M female swivel								
20840641B	3/4"x16UNF	Steel	50840601	4,5	73	-	24	
20840645B	3/4"x16UNF	AISI 316Ti	50840605	4,5	73	-	24	
JIC female swivel								
20840605B	3/4"x16UNF	AISI 316Ti	50840605	4,5	68	-	24	

Part no.	Thread	Material	Relief bores	Dimensions (mm)				Swivel nut
				A	B	C	Ø	
Swivel nut								
50840601	3/4"x16UNF	Steel	1 radial	12,2	22,5	17,5	24	
50840605	3/4"x16UNF	AISI 316Ti	1 radial	12,2	22,5	17,5	24	
50860301	G3/8"	Steel	1 radial	12,5	18,5	15,5	24	
50840305	G3/8"	AISI 316Ti	1 radial	12,2	21,5	15,5	24	
50860201	M20x1,5	Steel	1 radial	12,2	22	12	27	
51060201	M22x1,5	Steel	2 axial	14,2	23	14	30	
51060205	M22x1,5	AISI 316Ti	2 axial	14,2	25	14	30	
51321206	M24x1,5	Steel	2 axial	16,8	23	16	32	
51320205	M24x1,5	AISI 316Ti	1 radial	16,8	23	16	32	

Hose Type 8/2WR

82WR228 I




Heavy duty outer cover for rough service

ID8 - Series: B

Part no.	Mesh length (mm)	Overall length (mm)	Breaking strength (kN)	Suitable for SPIR STAR® hose outer diameter (mm)	Hose securing grip
----------	------------------	---------------------	------------------------	--	--------------------

Hose securing grip short version

9086400	600,00	780,00	20,40	15-20	
---------	--------	--------	-------	-------	---

Part no.	Size (mm)	Material	Crimp ring	Hose protection
----------	-----------	----------	------------	-----------------

Hose protection without spiral

I.902531	ID Ø25, OD Ø31	PVC	I003335	
----------	----------------	-----	---------	---

Hose protection with spiral

I.912532	ID Ø25, OD Ø32	PVC	I003438	
----------	----------------	-----	---------	---

Accessories combinations

Without hose protection

Description	Bend restrictor	Crimp ring	Securing grips
Securing grip	-	-	9086400

Hose protection without spiral

Description	Protection hose	Bend restrictor	Crimp ring	Securing grips
Protection hose	I.902531	-	I003335	-
with securing grip	I.902531	-	-	9086400

Hose protection with spiral

Description	Protection hose	Bend restrictor	Crimp ring	Securing grips
Protection hose	I.912532	-	I003438	-
with securing grip	I.912532	-	-	9086400

Production related variations of the burst pressure of up to 5 % are possible. Other colors upon request.

The safety factors between the burst pressure and the working pressure as well as the test pressure depend on the operating conditions. For gaseous media the outer cover is to be pinpricked.

Regarding the safety factor for gaseous media please contact your local SPIR STAR® assembling center.

The indicated working pressure refers to the hose only. Depending on the used fitting the permitted working pressure of a hose assembly may be less.

*) Blast-Pro® fittings may only be used for tube cleaning operations inside the tube. They have not been designed for the use outside of tubes.

We reserve our rights for technical changes without notice. Subject to printing errors.